

MA30 Series

Silicon epitaxial planer type variable resistor

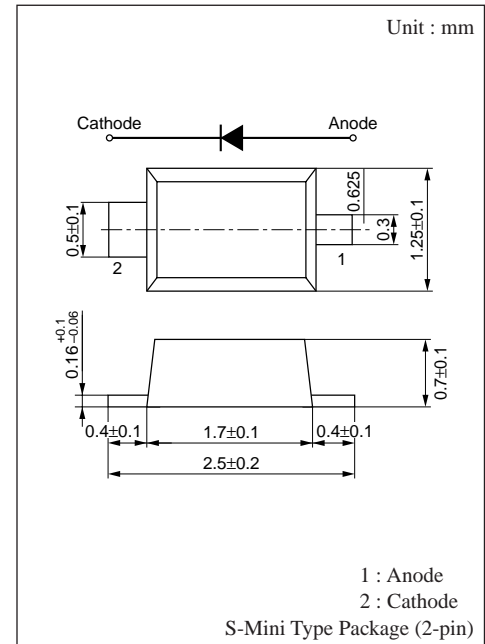
For temperature and reduced voltage compensation

■ Features

- S-Mini type package enabling high-density mounting
- Extremely small reverse current I_R
- Large power dissipation P_D
- Wide forward voltage V_F range

■ Absolute Maximum Ratings ($T_a = 25^\circ\text{C}$)

Parameter	Symbol	Rating	Unit
Reverse voltage (DC)	V_R	6	V
Forward current (DC)	MA30-A/B	150	mA
	MA30W-A/B	100	
Power dissipation	P_D	100	mW
Junction temperature	T_j	125	$^\circ\text{C}$
Storage temperature	T_{stg}	- 55 to +125	$^\circ\text{C}$



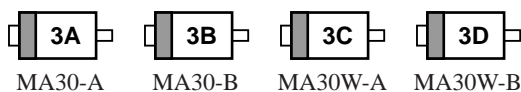
■ Electrical Characteristics ($T_a = 25^\circ\text{C}$)

Parameter	Symbol	Condition	min	typ	max	Unit	
Reverse current (DC)	I_R	$V_R = 6\text{V}$			1	μA	
Forward voltage (DC)	MA30-A/B	V_{F1}	$I_F = 1.5\text{mA}$	0.56		0.61	V
				0.59		0.64	
	MA30W-A/B	$I_F = 10\mu\text{A}$	0.77				
Forward voltage (DC)	MA30W-A	V_{F2}	$I_F = 3\text{mA}$	1.18		1.28	V
	MA30W-B			1.26		1.36	
Temperature coefficient of forward voltage	MA30-A/B	$-\Delta V_F / \Delta T^*$	$I_F = 1.5\text{mA}$		2		mV/ $^\circ\text{C}$
	MA30W-A/B			$I_F = 3\text{mA}$		4.6	

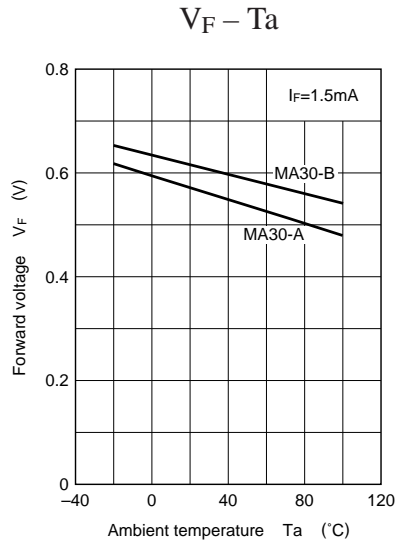
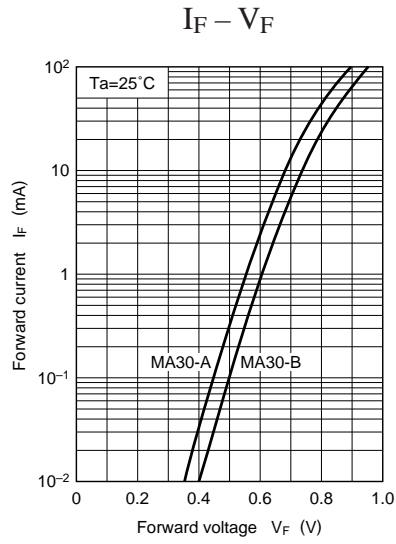
Note 1 : Rated input/output frequency : 100MHz

2 : * $T_j = 25$ to 125°C

■ Marking



Common characteristics chart of MA30



Characteristics chart of MA30W

